
Tizu Work

Assembly Guide

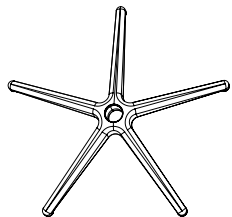


Components

*No tools required



Body



Star Base



Gas Spindle



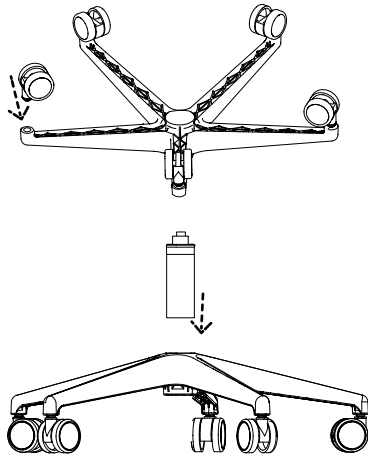
Castors



Installation

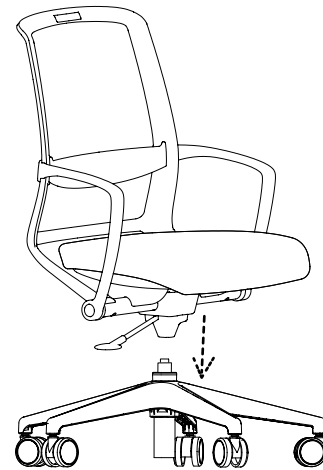
Step 1

Insert the castors into the leg base feet and then insert the gas cylinder into the top of the leg base.



Step 2

Secure the chair body to the base assembly via the hole in the mechanism.



Step 3

Slip the seat cover over the cushion and zip closed.

