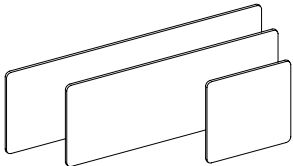

3F

Felt Privacy Screens

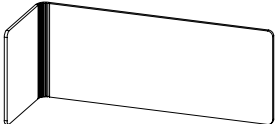


Statement of Line

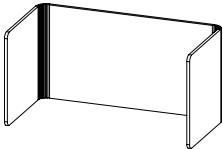
Felt Screens



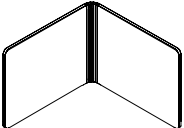
Linear



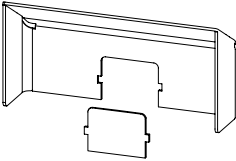
L-Shape



U-Shape

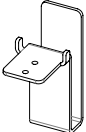


Half Desk

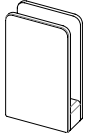


Hooded

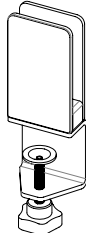
Brackets



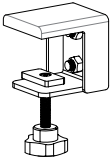
Sleeve Bracket



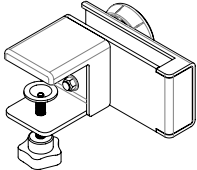
Top Mounted Bracket



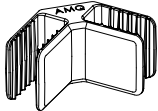
Top Mounted Bracket with optional Clamp



Fixed Privacy Modesty Bracket



Height Adjustable Bracket



Corner Connector

Finishes

Brackets

F1 Platinum	F2 White	F3 Black
----------------	-------------	-------------

Screens (Verve Felt Collection)

FC1 Briquette	FC2 Shadow	FC3 Ash	FC4 Pearl	FC5 Celestial
FC6 Verde	FC7 Tuscan	FC8 Saffron	FC9 Sand	FC10 Seafoam




Specifications

Applications	Linear, Half Desk, L-Shape and U-Shape
Bracket Compliance	BIFMA X5.6-2016
Composition	100% Polyester (min. 50% recycled PET fiber)
Density	3kg/m ²
Environmental	Oeko-Tex Standard 100 certified, VOC free
Half Desk Standard Widths	48", 60", 72"
Mounting Options	3F Worksurface Brackets, ILINE Clips or KINEX Clips
Recyclability	100% Recyclable
Sound Absorption	NRC Value .85
Standard Heights	18", 23" and 28"
Standard Widths	23", 28", 30", 36", 44", 46", 50", 52", 56", 58", 62", 64", 68", 70"
Thickness	.7" / 18mm

Hooded Screens

Composition	100% Polyester (min. 50% recycled PET fiber)
Density	3kg/m ²
Environmental	Oeko-Tex Standard 100 certified, VOC free
Mounting Options	3F Top Mounted Bracket/Clamp
Roof Angle	30°
Sound Absorption	NRC Value .85
Standard Heights	30"
Standard Widths	48", 54", 60", 66", 72"


Features



Multiple styles and sizes: Linear, Half Desk, Hooded, L- and U-shaped



Tackable and sound-absorbing



10 Verve color options in 50% recycled felt

Mounting Brackets



Top Mounted



Top Mounted with Clamp



Sleeve




Fixed Privacy Modesty



User Height Adjustable



Iline or Kinex clips



Screen Corner Connector

3F Privacy Screens Information



Linear (Side and Back)



Linear (Back)



L-Shape



U-Shape



Half Desk



Hooded

Installation Time

10 minutes per workstation, including brackets.

Certifications

Oeko-Tex Standard 100
BIFMA X5.6-2016
Indoor Advantage Gold™

Care & Maintenance Instructions

Wipe with a damp cloth using water or gentle, nonabrasive cleaner. For guaranteed safety, patch test with diluted cleaner before wiping entire surface. Wipe dry with a clean cloth.

Disinfecting

Disinfect using a ratio of 5 tablespoons (1/3 cup) bleach per gallon of water OR 4 teaspoons bleach per quart of water. This solution ratio is consistent with CDC instruction for virus and bacteria control. Do not soak or rub the diluted bleach solution into the 3F material. Instead, spray apply the diluted bleach solution as a mist and let sit for at least 1 minute before wiping off any cleaning solution residue with a damp cloth. For guaranteed safety, patch test diluted bleach solution in an inconspicuous place on the product before applying widely.

Warranty

10 years

3F Bracket-Screen Compatibility



	Sleeve	Top Mounted	Top Mounted with Clamp	Fixed Privacy Modesty	Height Adjustable
Linear	●	●	●	●	●
L-Shape	●	●	●	●	✗
U-Shape (Top Mounted)	✗	●	●	✗	✗
U-Shape (Outer Wrapped)	●	✗	✗	●	✗
Hooded	✗	●	●	✗	✗
Half Screen (Top Mounted)	✗	●	●	✗	✗
Half Screen (Outer Wrapped)	●	✗	✗	●	✗

Sleeve Bracket



Features

Underside mounting allows the screens to slip in for easy installation and maintenance.

Creates visual privacy above the worksurface with just enough modesty below the worksurface to hide unsightly cords and cables.

Can be used to mount screens on the side of a 30" deep worksurface or on a 24" deep worksurface if clearance from the cantiliver >1.625".

Leaves 3/4" gap between the screen and the worksurface for wiring, monitor arms, power outlets, etc.

Recommended Applications

Activ + Iline - Single Run or Double Run

Kinex - Single Run

Back / Side Linear 3F Screens

L-Shape and U-Shape 3F Screens

Positioning

For price-sensitive users in need of a simple solution to attach 3F screens to the worksurface.

For facility managers that prioritize uniformity across a floor plan and control of individual workstations.

Top Mounted Bracket



Features

Mounts directly onto 3 sides of worksurface regardless of cantiliver positioning.

Offers complete visual privacy above the worksurface.

Leaves a 20mm gap under the screen to run wiring to top of worksurface.

Optional clamp attachment avoids mounting into worksurface, preserving its integrity (requires >1.875" clearance from the cantiliver).

Optional corner connector joins linear back and side screens for added structure and complete visual privacy.

Clamp accommodates .75" - 1.75" thick worksurfaces.



Recommended Applications

Activ + Iline - Single Run or Double Run

Kinex - Single Run or Double run

Back / Side Linear 3F Screens

L-Shape and U-Shape Wrapped 3F Screens



Clamp option to avoid drilling into worksurface

Positioning

For users that desire complete visual privacy on all sides of the worksurface at an accessible price point.

For facility managers that prioritize uniformity across a floor plan and control of individual workstations.

Clamp attachment allows for easy installation without damaging worksurfaces.

Fixed Privacy Modesty Bracket



Features

Allows the user to choose the level of privacy both above and below the worksurface at a fixed position.


Bracket can be position anywhere from 3"-7" from the top or bottom of the 3F Screen, providing 15"-19" of privacy or modesty on a 23" screen.

Brackets are not visible from the exterior/aisle side of the workstation.

Can be used to mount screens on the side of a 30" deep worksurface or on a 24" deep worksurface if clearance from the cantiliver >1.5".

Leaves 1" gap between the screen and the worksurface for wiring, monitor arms, power outlets, etc.

Mounting clamp accommodates .5" - 1.7" thick worksurfaces.



Recommended Applications

Activ + Iline - Single Run or Double Run

Kinex - Single Run

Back / Side Linear 3F Screens

L-Shape and U-Shape Wrapped 3F Screens



Positioning

For users with varying degrees of privacy needs, both above and below the worksurface.

For facility managers who want to customize the level of privacy and modesty provided at each individual workstation.

User Height Adjustable Bracket



Features

Gives the end user control over 3F height adjustment, without the need for tools or a facility manager.

Through the aisle facing knob, the end user can control the height of the screen above or below the worksurface based on desired level of visual privacy.

Recommended adjustment range for the 23" 3F Screen is 16" (3.5" - 19.5" above or below the worksurface).

Leaves 1" gap between the screen and the worksurface for wiring, monitor arms, power outlets, etc.

Mounting clamp accommodates .5" - 1.625" thick worksurfaces.



Recommended Applications

Activ + Iline - Single Run

Kinex - Single Run

Back Linear 3F Screens

Positioning

For users working in fast-paced, dynamic environments that require constant change and control over privacy.

For facility managers that prioritize end user control over uniformity in a floorplan.

Corner Connector



Features

Connects linear back and side 3F Screens for complete visual privacy above the worksurface.

Only used in combination with the Top Mounted bracket.

Provides added structure and controls the gap between the back and side screen.

Recommended Applications

Activ + Iline - Single Run or Double Run

Kinex – Single Run or Double run

Back / Side Linear 3F Screens



Positioning

Positioned with the side screens to maximize visual privacy above the worksurface.
