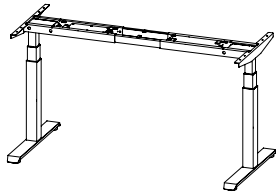

Activ

Height Adjustable Bases

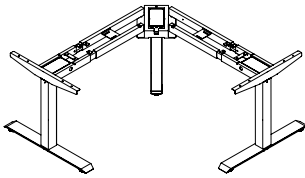


Activ Statement of Line



Activ-Pro

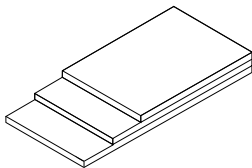
dual motor, available with 2- or 3-stage
legs in T or C foot style



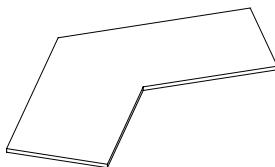
Activ-Pro3

3 legs/triple motor
90°/120° configurations

Worksurfaces

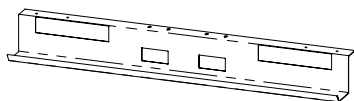


Linear

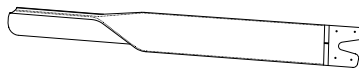


90°/120° (ACTIV-Pro3)

Accessories



Wire Tray



Soft Cable Management

Activ Finishes

Base

F1 Platinum	F2 White	F3 Black	F4 Merle
----------------	-------------	-------------	-------------

Worksurface

2L84 Milk White	2L30 Arctic White	2L83 Seagull	2LAW Ash Wenge	2LCW Clay Wenge
2LCN Clay Noce	2LAT Acacia	2LAK Clear Oak	2L09 Clear Maple	26L1 Natural Cherry
24L0 Graphite Walnut	25L5 Virginia Walnut	25L8 Clear Walnut		



Specifications

Activ-Pro/2-Stage Legs

Active Consumption	Max 400W and Max 5A
ANSI BIFMA	X5.5
Base Weight Without Top	66 lbs
Decibel Rating	50db \leq
Finishes	Platinum, White, Black and Merle
Foot Length in Inches	22" and 28" for 24" and 30" deep worksurfaces
Frame Width Expansion	width extendable 48"-72" in 1mm increments
Gauge of Steel	2mm for inner tube and 1.5mm for outer tube
Green Certification	SCS Gold
Handset	Push button with 4 programmable settings
Height Range (excluding top)	27" - 46.7"
Height Range (including top)	28" - 47.7"
Leg Diameter	2.75" x 2.75"
Legs	2 stage, available with T or C Leg
Max Lifting Capacity	225 lbs
Power Cord	9' cord length with standard NEMA 3 prong plug
Safety	Anti-collision
Speed	33mm/s
Standby Consumption	.2W
Total Stroke	500 mm
UL	UL962
Worksurface Depths	24" and 30"
Worksurface Widths	46", 48", 52", 54", 58", 60", 64", 66", 70" and 72"

Specifications

Activ-Pro/3-Stage Legs

Active Consumption	Max 400W and Max 5A
ANSI BIFMA	X5.5
Base Weight Without Top	72 lbs
Decibel Rating	50db \leq
Finishes	Platinum, White, Black and Merle
Foot Length in Inches	22" and 28" available for 24" and 30" deep worksurfaces
Frame Width Expansion	width extendable 48"-72" in 1mm increments
Gauge of Steel	2mm
Green Certification	SCS Gold
Handset	Push button with 4 programmable settings
Height Range (excluding top)	23.5" - 49"
Height Range (including top)	24.5" - 50"
Leg Diameter	2.75" x 2.75"
Legs	3 stage, available with T or C Leg
Max Lifting Capacity	250 lbs
Power Cord	9' cord length with standard NEMA 3 prong plug
Safety	Anti-collision
Speed	38mm/s
Standby Consumption	.2W
Total Stroke	650 mm
UL	UL962
Worksurface Depths	24" and 30"
Worksurface Widths	46", 48", 52", 54", 58", 60", 64", 66", 70" and 72"

Specifications

Activ-Pro3/3-Stage Legs

Active Consumption	Max 500W and Max 13.5A
ANSI BIFMA	X5.5
Base Weight Without Top	113 lbs
Decibel Rating	50db \leq
Finishes	Platinum, White, Black and Merle
Foot Length in Inches	22" and 28" available for 24" and 30" deep worksurfaces
Frame Width Expansion	120°: 470mm / 90°: 500mm
Gauge of Steel	Inner/Middle tubes: 2mm / Outer tube 2mm
Green Certification	SCS Gold
Handset	Push button with 4 programmable settings
Height Range (excluding top)	23.5" - 49"
Leg Diameter	2.75" x 2.75"
Leg Stage	3 stage
Max Lifting Capacity	300 lbs
Power Cord	9' cord length with standard NEMA 3 prong plug
Safety	Anti-collision
Speed	38mm/s
Standby Consumption	0.2W
Total Stroke	650 mm
UL	UL962
Worksurface Depths	24" and 30"
Worksurface Widths	Linear: 48", 60", 72" (see pricebook for 90° and 120° sizes)

Features



Choose 2 or 3 stage legs with T or C foot style



Linear, 90° and 120°




Seamless integration with Iline



Standard handsets with 4 memory presets



Complete workstations: privacy screens, monitor arms, cable management, storage and seating

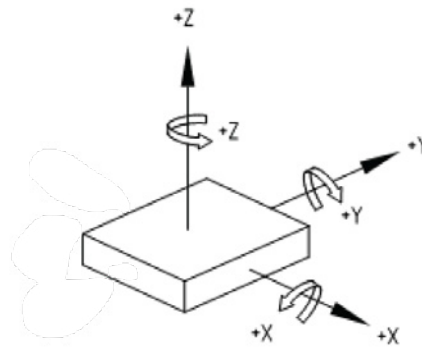


Two foot lengths support 24" and 30" deep worksurfaces

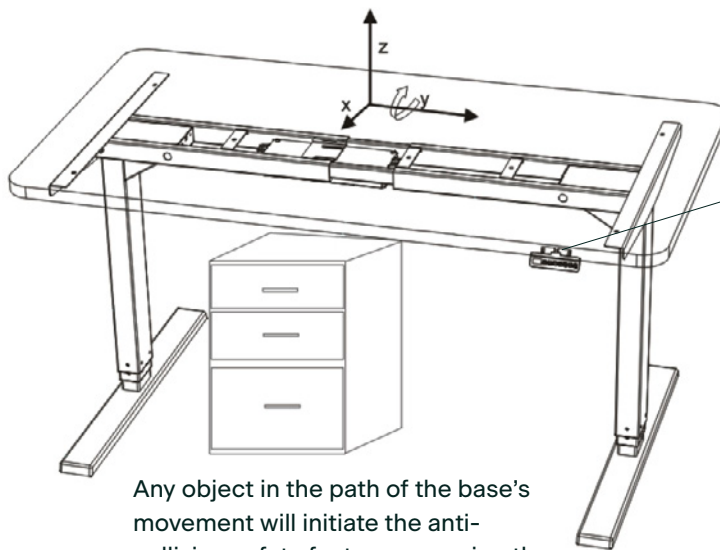
Gyroscope / Anti-Collision Technology

Activ bases have built-in gyroscope sensors in their control boxes which can detect angle and speed changes on three axis, triggering the anti-collision safety feature. When activated, bases reverse direction for 2 seconds before stopping.

Reaction Time: 50ms-600ms



Gyro anti-collision technology senses changes on 3 axis



Sensor technology located in ACTIV control boxes

Any object in the path of the base's movement will initiate the anti-collision safety feature, reversing the direction of the base for 2 seconds

Product Information

Installation Time

ACTIV-Pro — 20 minutes per base, including worksurface
ACTIV-Pro3 — 30 minutes per base, including worksurface

Care & Maintenance Instructions

Wipe with a damp cloth using water or gentle, nonabrasive cleaner. For guaranteed safety, patch test with diluted cleaner before wiping entire surface. Wipe dry with a clean cloth.

Warranty

10 years, including parts and approved labor.

Certifications

ANSI/BIFMA X5.5-2014
Indoor Advantage Gold™

