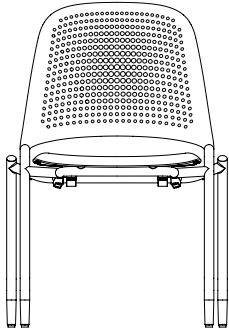

Bixby


Multipurpose Chair



Statement of Line



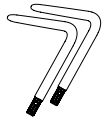
Frame / Back



Back Cushion



Seat Cushion



Armrests



Hard Glides



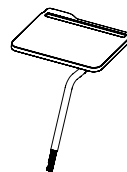
Castors



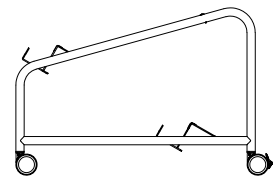
Storage and
Ganging Tray



Ganging Cap



Tablet Arm



Storage Dolly

Features

Both nests and stacks for easy storage

Breathable, flexible perforated back design

Contoured seat reduces pressure points
and evenly distributes weight for greater comfort

Fixed arms or armless

Fully upholstered, upholstered seat,
upholstered back or all plastic

Hard glides or soft castors

4 frame colors, 8 interchangeable plastic seat/back
colors — plus seat and back cushion available in 11
fabric colors

4 optional accessories —
Ganging Cap, Storage tray, Folding and nesting tablet
arm* and Storage Dolly

Ships Fully Assembled



*Tablet arm not compatible with stacking.



Finishes

Seat / Backrest Plastics

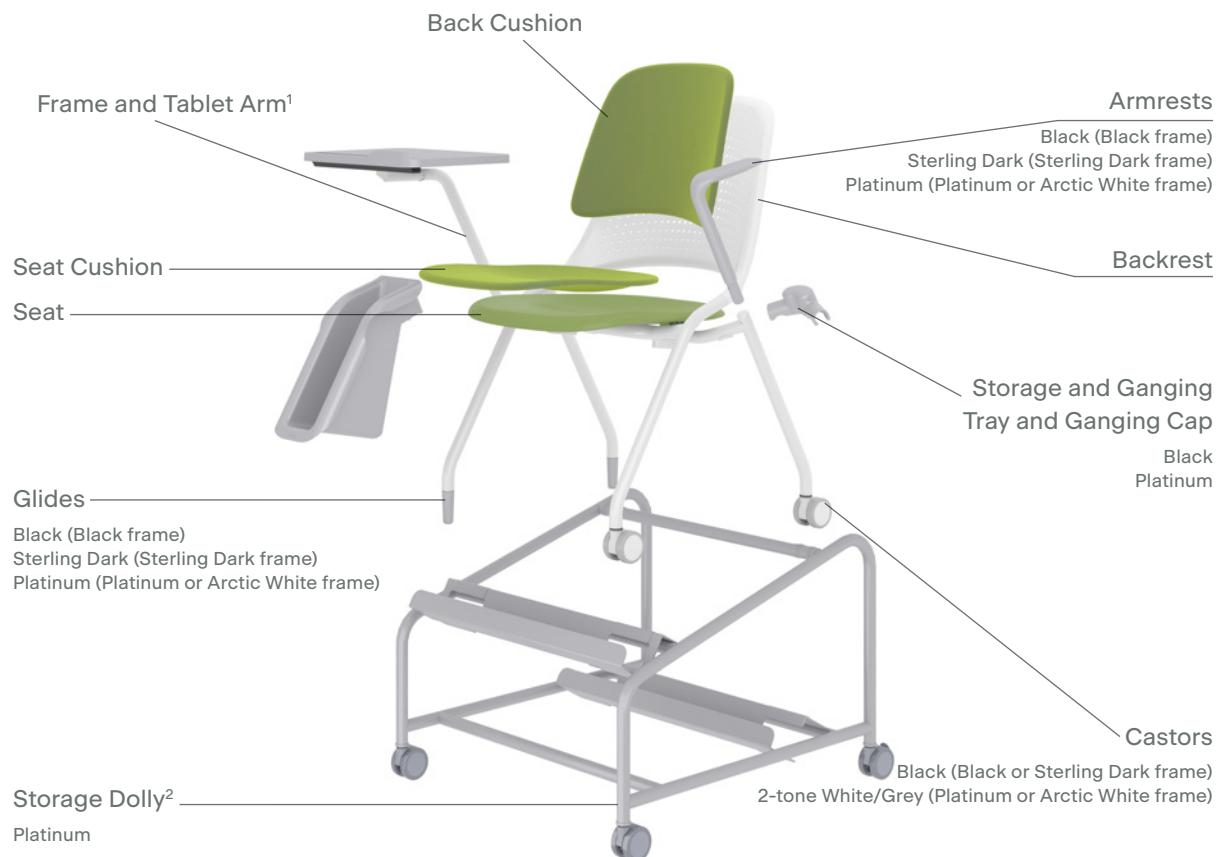
PC1 Black	PC2 Sterling Dark	PC3 Platinum	PC4 Arctic White
PC5 Picasso	PC6 Wasabi	PC7 Flash	PC8 Chili

Frame

PC1 Black	PC2 Sterling Dark	PC3 Platinum	PC4 Arctic White
--------------	----------------------	-----------------	---------------------

Seat / Backrest Cushion Fabrics Era Collection

ER.5ER0 Cobalt	ER.5ER2 Blue Nickel	ER.5ER3 Pistachio	ER.5ER4 Canary
ER.5ER6 Truffle	ER.5ER7 Saffron	ER.5ER9 Onyx	ER.5ES0 Scarlet
ER.5ES2 Oatmeal	ER.5ES7 Night Owl	ER.AMQ1 Stone	



¹Tablet arm not compatible with stacking.

²Dolly is not compatible with tablet, storage tray or ganging cap

Specifications

Arms Span (outside edges)	25"
Back Dimensions	19"W x 17.5"H
Back Height from Floor	34.5"
Body Material	Plastic
Castors	Soft PU (Black or 2-tone Grey)
Certifications	BIFMA X5.1-2017
Cushion Seats	Polyurethane fill
Glides	Hard Nylon
Leg Frame Materials	Steel
Legs Dimension	22"W x 19"D
Nesting Depth Increase	7" (per chair)
Net Weight	15 lbs
Seat Dimension	17.5"W x 18.25"D
Seat Height from Floor	18"
Stacking Density	6 high (on floor) or 10 high (on optional dolly)
Storage Tray Width	3"
Tablet Surface	14.25"W x 11"D
Tablet Weight Capacity	150 lbs
Weight Capacity	275 lbs

Installation Time
Always ships fully assembled, no installation required.

Warranty
10 years, including parts and approved labor.

Care & Maintenance Instructions
Fabric: Wipe lightly with a damp soapy cloth.
Rinse with cold water and wipe dry with a clean cloth.
Frames: Wipe lightly with a damp cloth, using a gentle cleaner if needed.

Certifications
ANSI/BIFMA X5.1-2017
TB117-2013
Indoor Advantage Gold™

