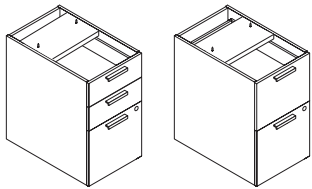

Embank

Desking + Storage

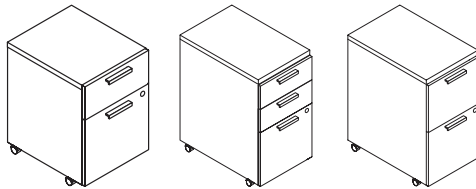


Embank Statement of Line

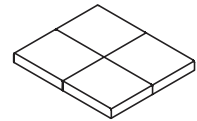
Pedestals



Fixed Pedestals

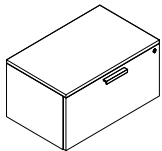


Mobile Pedestals

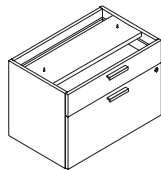


Mobile Pedestal Cushion

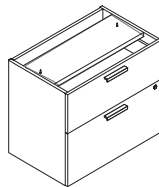
Laterals + Lower Storage



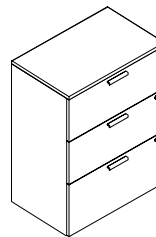
1-High
Lateral File




1.5-High
Lateral File



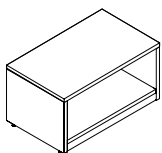
2-High
Lateral File



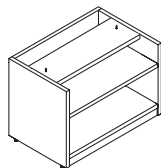
3-High
Lateral File



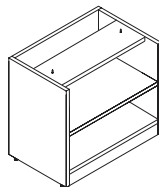
4-High
Lateral File



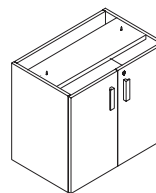
1-High
Open Lower Storage



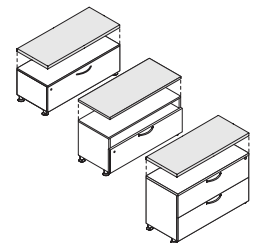
1.5-High
Open Lower Storage



2-High
Open Lower Storage

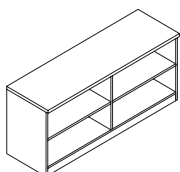


2-High
Lower Storage Cabinet

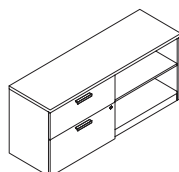


Cushion

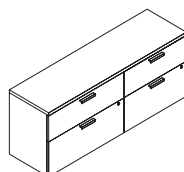
Credenzas



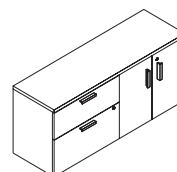
Open / Open



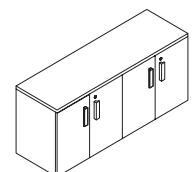
Open / Lateral



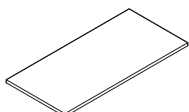
Lateral / Lateral



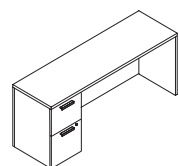
Lateral / Cabinet



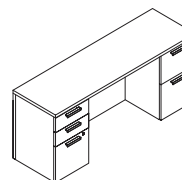
Cabinet / Cabinet



Common Top



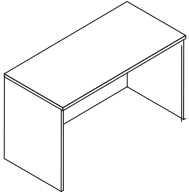
Credenzas with Kneespace
Single Pedestal



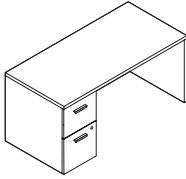
Credenzas with Kneespace
Double Pedestal

Embank Statement of Line

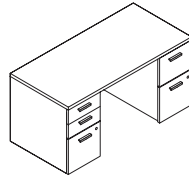
Desks



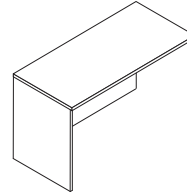
Desk Shell with
End Panels



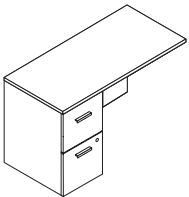
Desk with One
Pedestal



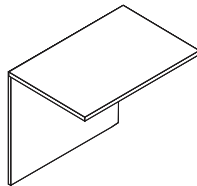
Desk with Two
Pedestals



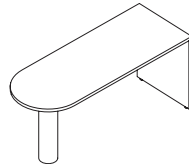
Desk Return Shell
with End Panels



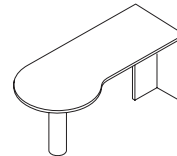
Desk Return with
One Pedestal



Desk Bridge

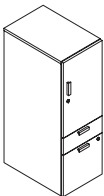


D-Shape Desk

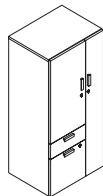


P-Shape Desk

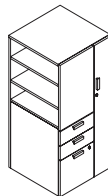
Towers



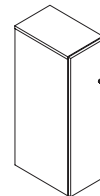
Single Door Tower



Dual Door Tower

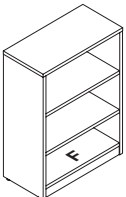


Side Access Tower

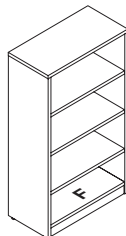


Wardrobe

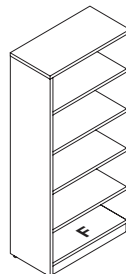
Bookcase



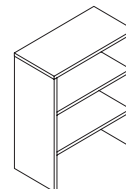
Bookcase
w/ 2 Shelves



Bookcase
w/ 3 Shelves



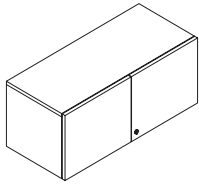
Bookcase
w/ 4 Shelves



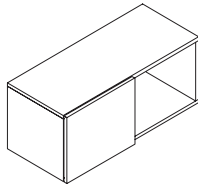
Stacking
Bookcase

Embank Statement of Line

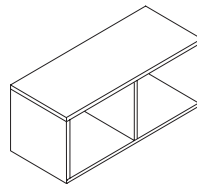
Overheads + Organizers



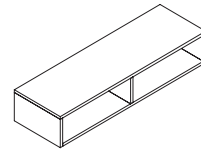
Overhead w/
Hinge Doors



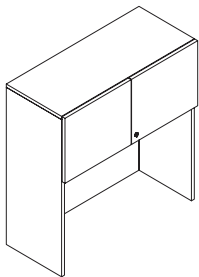
Overhead w/
Sliding Doors



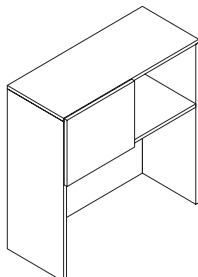
Overhead w/
No Doors



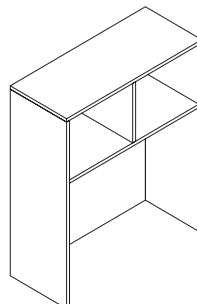
Organizer



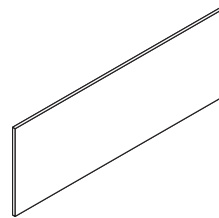
Stacking Overhead
w/ Hinge Doors



Stacking Overhead
w/ Sliding Doors

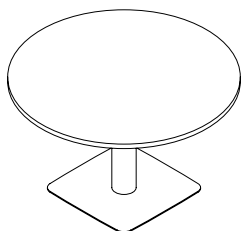


Stacking Overhead
w/ No Doors

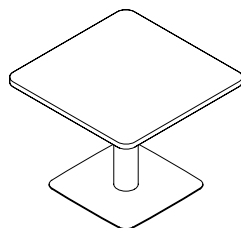


Tackboard


Tables



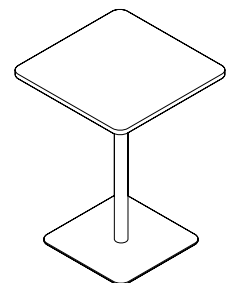
Collaborative Table
Round



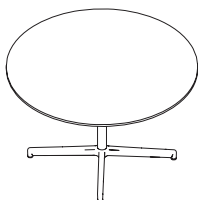
Collaborative Table
Square



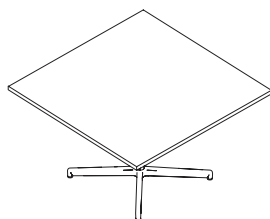
Café Height Table
Square



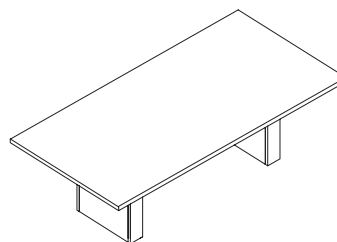
Café Height Table
Square



Social Table
Round



Social Table
Square



Conference Table
Rectangular

Embank Pedestals

Fixed pedestals are floor standing and can support worksurfaces at 27¹/₂"H. Specify fixed pedestals as a structural support and mobile pedestals as a stand-alone piece. Fixed pedestals cannot be specified for credenzas or desks. If storage is required for credenzas or desks, please specify these products with storage already attached.

Top is open on fixed pedestals and accommodates attachment to a worksurface. Attachment hardware is included.

Drawer fronts are available in Low-Pressure Laminate, and are full to the bottom of the case (no toe kick).

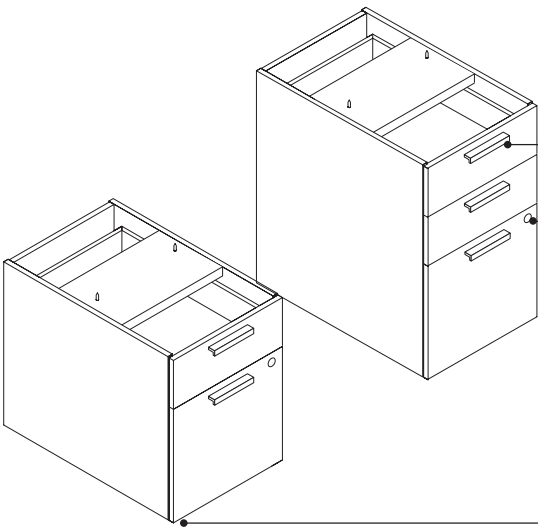
Finished back and sides are standard on pedestals.

File drawers open their full depth for total access to the contents and have an integrated U-channel on the drawer bodies for hanging file folder frames. Drawers are a black, wood dowel and glue construction.

Mobile pedestals can be moved wherever storage is needed. They provide an auxiliary worksurface when you need more space to spread out your work.

1.5-High mobile pedestals fit under a worksurface.

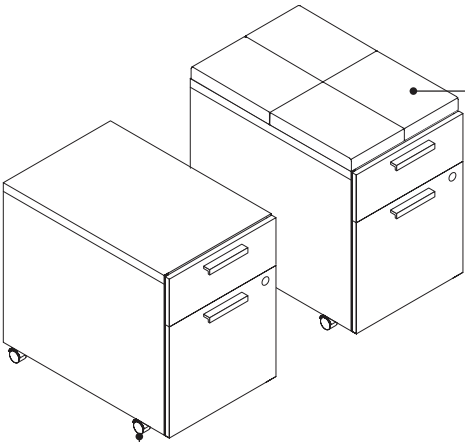
Top on mobile pedestal is 1¹/₈" thick and is available in Low-Pressure Laminate.



Pulls on pedestals are available as a ledge pull.

Lock is standard on pedestals. Lock is located in the bottom drawer, and locks the drawer it is located in and the one above. Locks are specified with storage, but shipped separately. Locks are field installed.

Leveling glides adjust to install pedestals on uneven floors and have a 1¹/₂" adjustable glide range.



Mobile pedestal cushion top provides a temporary seat ideal for informal gatherings. Cushion top is ordered separately and requires field installation. Cushions are 22"D.

Tip: Two-High mobile pedestals with a cushion top will not fit under a desk.

Four casters are hard composition and non-locking, with a full-rotation swivel.

	Mobile Pedestals (B/F)	Mobile Pedestals (B/B/F & F/F)	Fixed Pedestals (B/B/F & F/F)
Depth	18 ⁷ / ₈ " and 22"	22"	24" and 30"
Width	15 ³ / ₄ "	15 ³ / ₄ "	15 ³ / ₄ "
Height	23 ² / ₃ "	30 ² / ₃ "	27 ⁵ / ₁₆ "

Embank Laterals + Lower Storage

1-High, 1.5 High and 2-High

One-High, 1.5-High, and Two-High Embank low storage and lateral files are floor standing and can support worksurfaces at 15 $\frac{3}{8}$ "H, 21 $\frac{3}{8}$ "H, or 27 $\frac{5}{16}$ "H

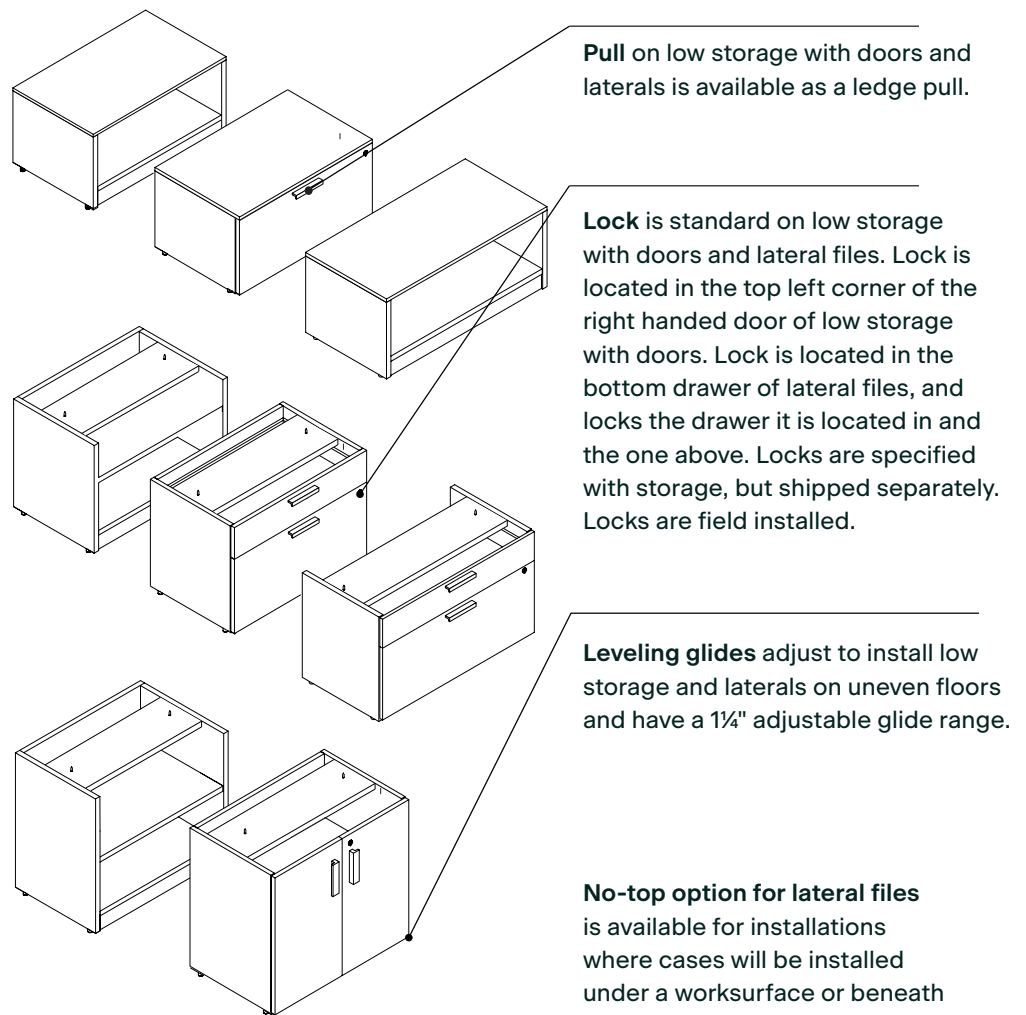
Tops can be optioned on to low storage and laterals, and are 1 $\frac{1}{8}$ " thick. If no top is selected, low storage and laterals accommodate attachment to a worksurface or common top. Attachment hardware is included.

Drawer and door fronts are available in Low-Pressure Laminate, and are full to the bottom of the case (no toe kick).

Finished back and sides are standard on low storage and lateral files.

File drawers open their full depth for total access to the contents and have an integrated U-channel on the drawer bodies for hanging file folder frames.

Adjustable Shelf thickness is 1".



Pull on low storage with doors and laterals is available as a ledge pull.

Lock is standard on low storage with doors and lateral files. Lock is located in the top left corner of the right handed door of low storage with doors. Lock is located in the bottom drawer of lateral files, and locks the drawer it is located in and the one above. Locks are specified with storage, but shipped separately. Locks are field installed.

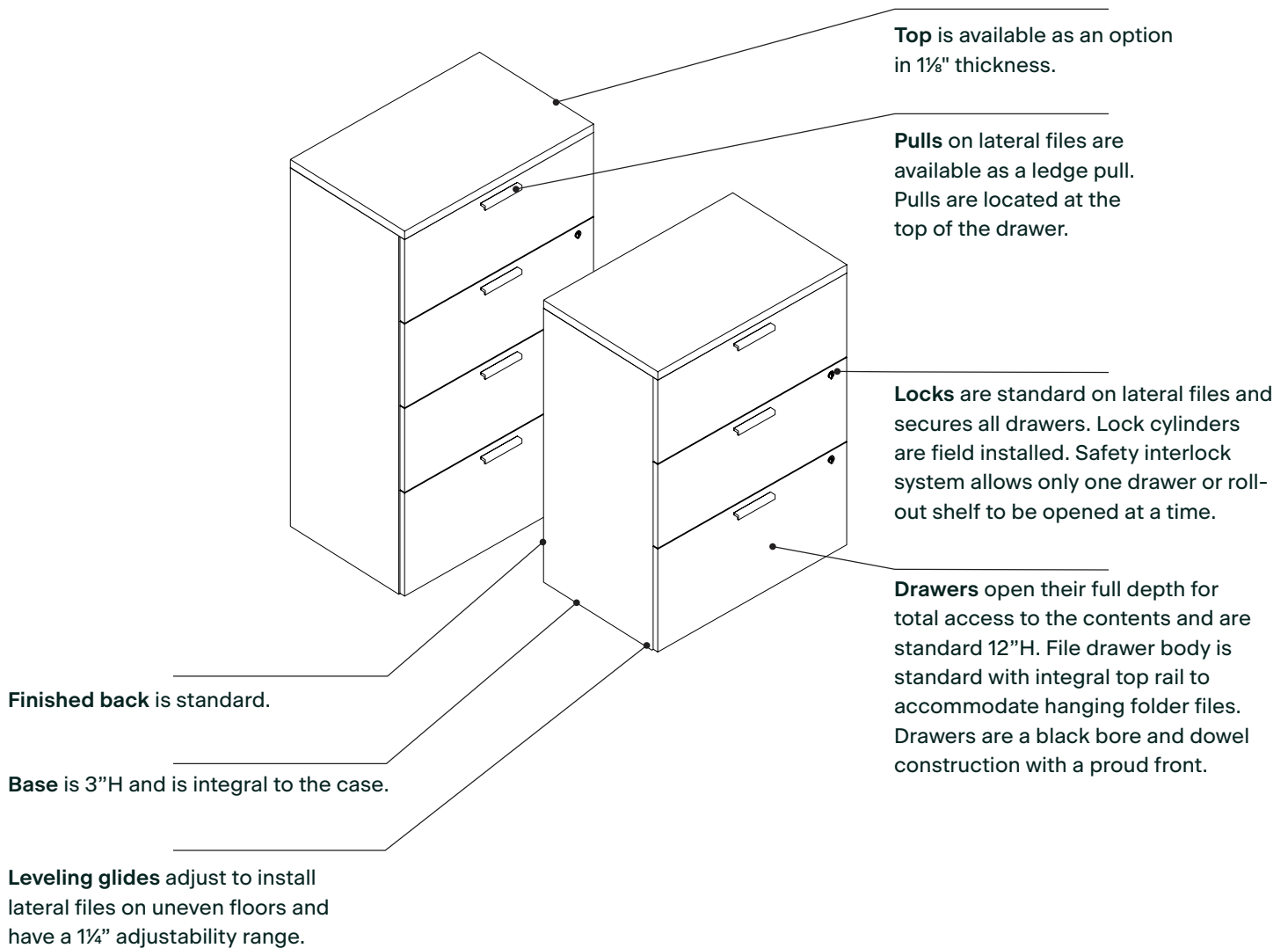
Leveling glides adjust to install low storage and laterals on uneven floors and have a 1 $\frac{1}{4}$ " adjustable glide range.

No-top option for lateral files is available for installations where cases will be installed under a worksurface or beneath a common top shared among several lateral files. Hardware is included to attach case to worksurface.

Embank Laterals

3-High and 4-High

Lateral files are ideal for high-density paper storage



Embank Credenzas

Credenzas come in various depths, heights, and storage configurations.

Full storage credenzas are available in 24"D, and Two-High heights.

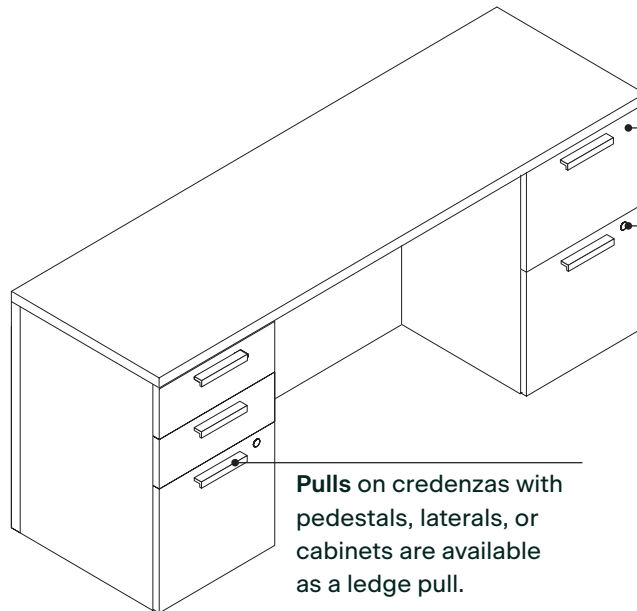
Common Tops are 1½" thick. 18⅞, 24 & 30"D and 46, 52, 60, 66, 72, 90 & 96"W.

Finished back is included on all full storage credenzas.

Recessed-back option provides access to power and data outlets in panel, beam, or wall applications.

Credenzas with kneespace are available in 24"D, in 66 & 72"W, and single or double pedestal configurations.

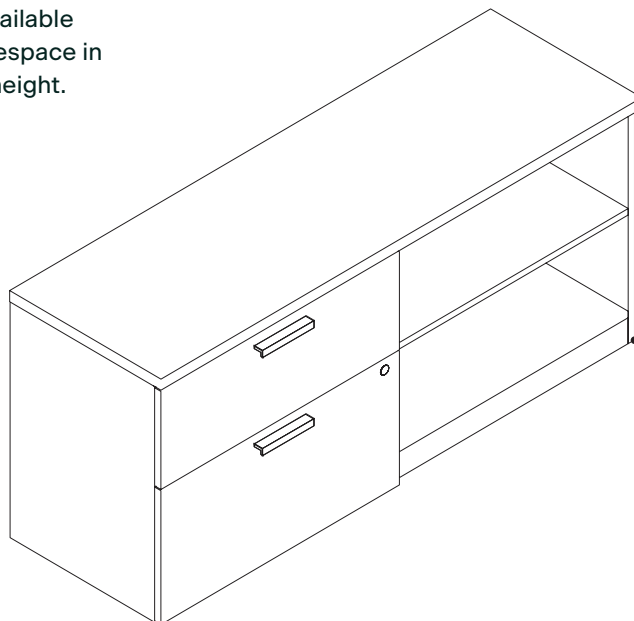
Modesty panels are available on credenzas with kneespace in either full height or ¼-height.



Drawers are a black bore and dowel construction.

Lock is standard on credenzas with pedestals, laterals, or cabinets. Lock is located in either the bottom drawer, and locks the drawer it is located in and the one above, or the right-handed door. Lock cylinders are standard and are field-installed.

Pulls on credenzas with pedestals, laterals, or cabinets are available as a ledge pull.



Leveling glides adjust to install credenzas on uneven floors and have a 1¼" adjustable glide range.

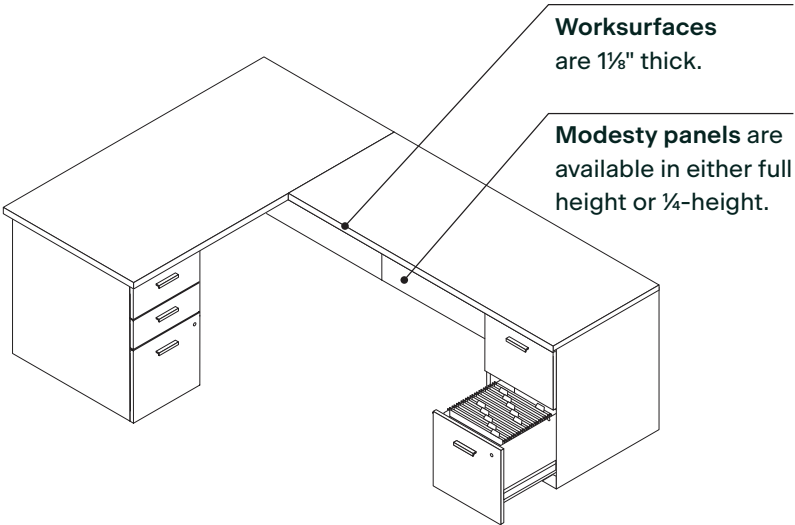
Embank Desks

Desks are freestanding and are available with and without pedestals, to create a desk shell, single pedestal desk, or double pedestal desk.

Returns are available with and without pedestals, to create a single pedestal return or return shell. Returns attach to desks or credenzas to form an L-shape configuration. Attachment brackets are included with returns.

Bridges must attach to a worksurface on each side to create a U-shape configuration. Attachment brackets are included with bridges.

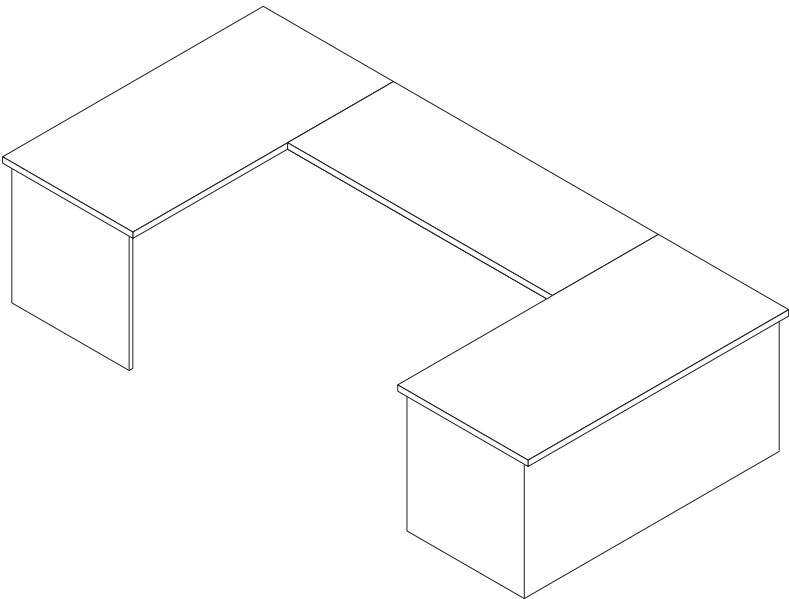
Drawers are a black bore and dowel drawer construction.



Pulls on desks and returns with pedestals are available in ledge pull.

Lock is standard on desks and returns with pedestals. Lock is located in the bottom drawer, and locks the drawer it is located in, and the one above. Locks are specified with storage, but shipped separately. Locks are field installed.

Leveling glides adjust to install desks and returns on uneven floors and have a 1 1/4" adjustable glide range.

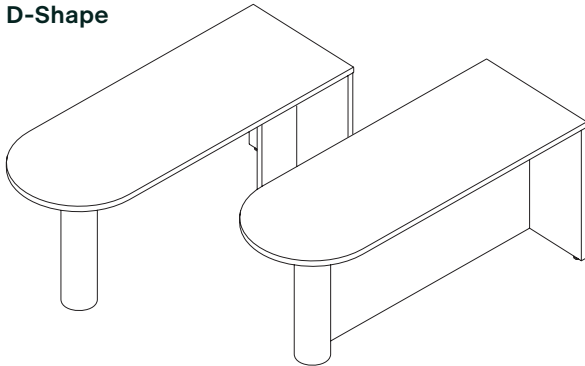


	Desks with pedestal	Desk Shells	Return with One Pedestal	Return Shells with End Panel	Bridges
Depth	30", and 36"	24", 30", and 36"	24"	24"	24"
Width	60", 66", and 72"	60", 66", 72", 60", 66", and 72"	42", and 48"	42", and 48"	36", 42", and 48"
Height	28 7/16"	28 7/16"	28 7/16"	28 7/16"	27 5/12"

Embank Desks

D- and P-shape worksurfaces offer unique support for meetings. These worksurfaces are modular.

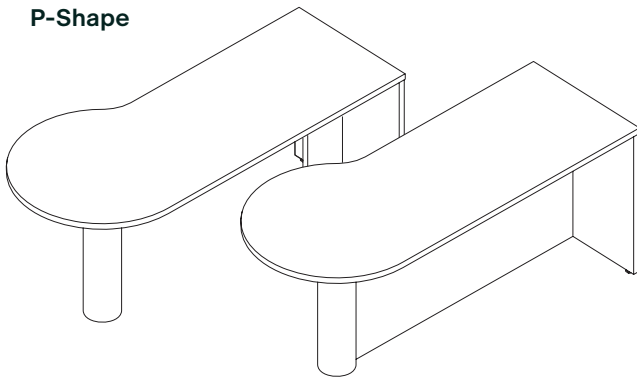
D-Shape



D-Shape Tops

Depth	30" and 36"
Width	60", 66" and 72"

P-Shape



P-Shape Tops

Depth	24", 30" and 36"
Width	60", 66" and 72"

D- and P-shape worksurfaces must be attached to a bridge, return, or adjoining worksurface to form a flush-height, L- or U-shaped configuration and to provide stability.

Tip: D- and P-shape worksurfaces cannot connect to a return with pedestal. Full-height modesty panels must be selected on the return with pedestal.

D- and P-shape worksurfaces include an end panel, and are available with and without modesty panels.

Modesty panels are available in either full height or ¼-height. Full-height modesty panels go to the floor.

Column leg diameter is 6".

Surface Materials

Top and Case (end and modesty panel)

- Low-Pressure Laminate

Column leg

- 4799 Platinum Metallic
- 7207 Black

Embank Towers + Wardrobes

Towers and wardrobes provide storage for a variety of work and personal items including: paper, binders, books, and coats.

Towers are available in a variety of configurations combining coat storage, fixed and adjustable shelves, and box and file drawers.

Locker space is 8" wide and standard with a coat hook on the hinge side of the door.

Locks are standard on door and drawers. Lock cylinders are standard and are field-installed.

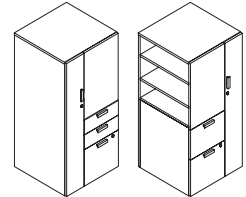
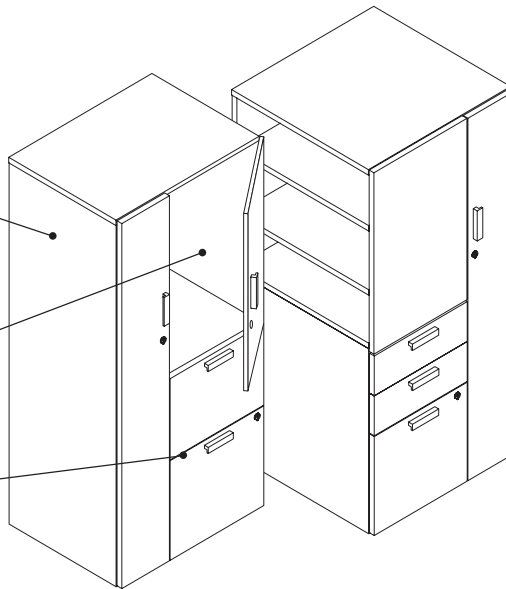
Box drawers are a black, bore and dowel construction.

File drawer body is standard with integral top rail to accommodate hanging file folders.

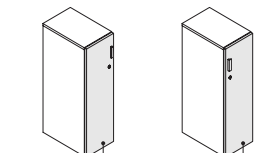
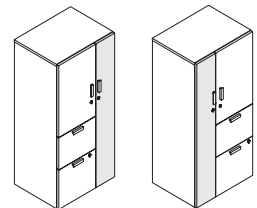
Finished back is standard.

Drawers open their full depth for total access to the contents.

Leveling glides adjust to install tower and wardrobe on uneven floors and have a 1¼" adjustable range.



Tower and wardrobe combines coat storage, box and file drawers, and adjustable shelves.



Door hinged on left

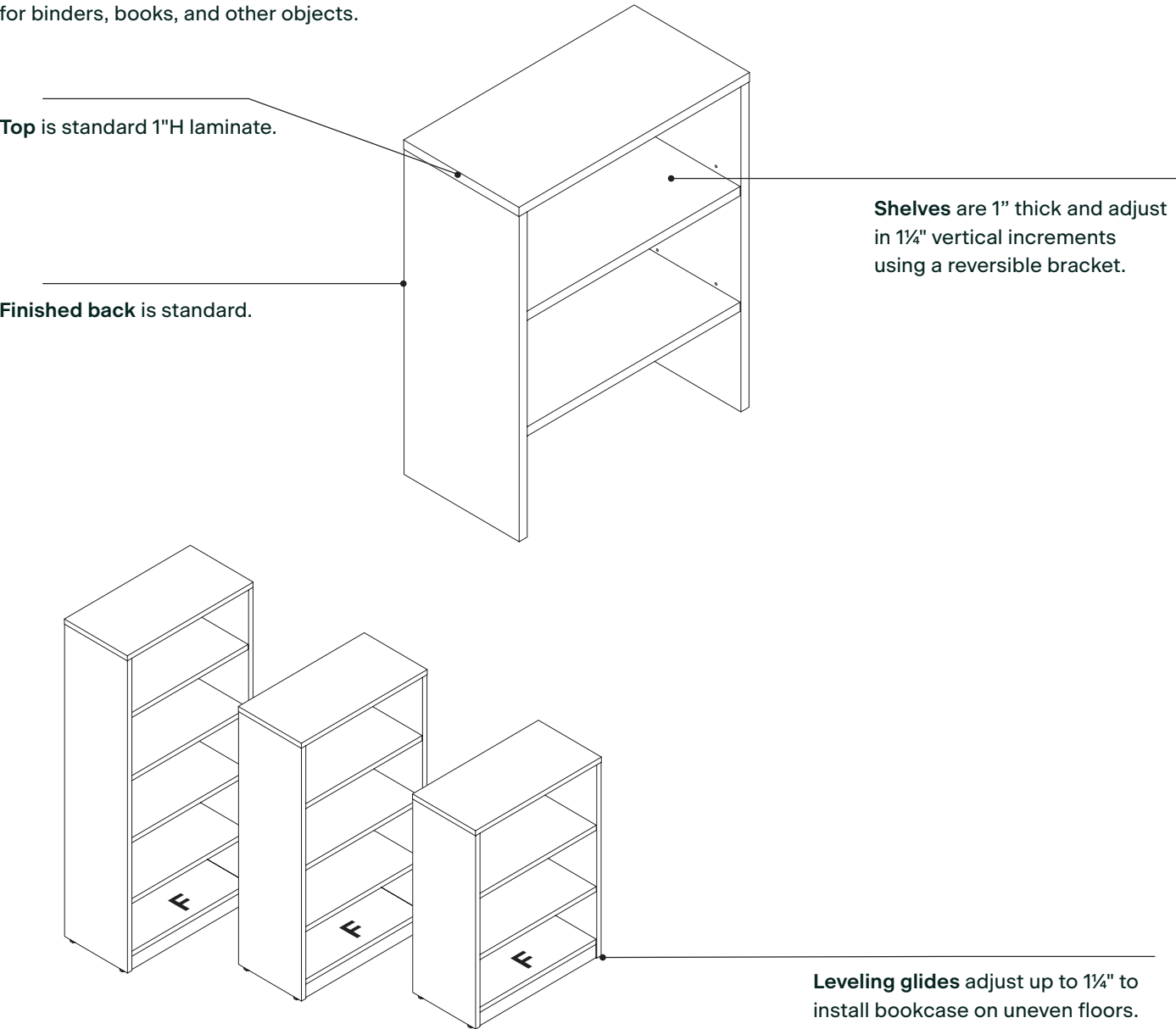
Door hinged on right

Door on wardrobe is full height and can be hinged on the left or right. Coat hook is always located on the same side as the door hinge.

	Single Door with Drawers	Dual Door with Drawers	Side Access Tower with Drawers	Single Door Wardrobe
Depth	24"	24"	24"	24"
Width	15¾"	24"	24"	12"
Height	41 ²⁵ / ₃₂ ", 47 ³¹ / ₃₂ ", 54 ¹ / ₈ ", 66 ¹ / ₂ "	41 ²⁵ / ₃₂ ", 47 ³¹ / ₃₂ ", 54 ¹ / ₈ ", 66 ¹ / ₂ "	41 ²⁵ / ₃₂ ", 47 ³¹ / ₃₂ ", 54 ¹ / ₈ ", 66 ¹ / ₂ "	41 ²⁵ / ₃₂ ", 47 ³¹ / ₃₂ ", 54 ¹ / ₈ "

Embank Bookcases

Bookcases offer convenient storage for binders, books, and other objects.



	Bookcase	Stacking Bookcase
Depth	15"	15"
Width	30" and 36"	30" and 36"
Height	41 ²⁵ / ₃₂ ", 47 ³¹ / ₃₂ ", 54 ¹ / ₈ ", 66 ¹ / ₂ ", 72 ¹¹ / ₁₆ "	25 ⁵ / ₈ ", 37 ³¹ / ₃₂ ", and 44 ³ / ₁₆ "

Embank Overheads + Organizers

Embank overheads and organizers provide storage above a worksurface and can be used in a variety of applications.

Sliding door overheads have a non-locking sliding door. Door is available in Low-Pressure Laminate, and optional markerboard surface.

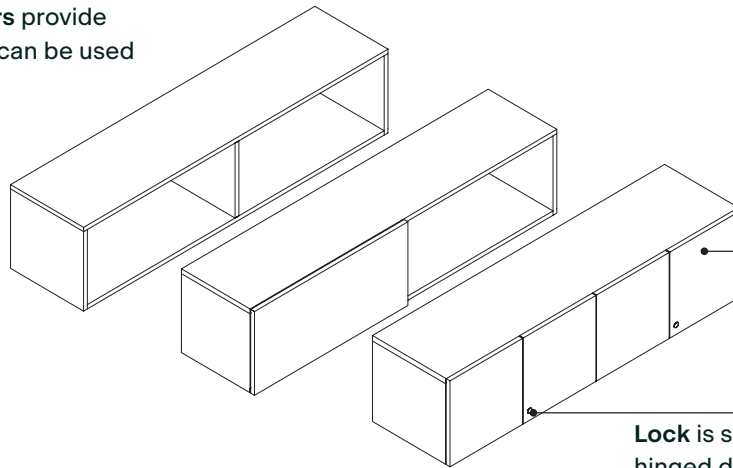
Tip: Markerboard is slightly thicker than the standard laminate.

Hinged door overheads have two, three, or four locking doors depending on width. Doors are available in Low-Pressure Laminate.

Tip: Markerboard is slightly thicker than the standard laminate.

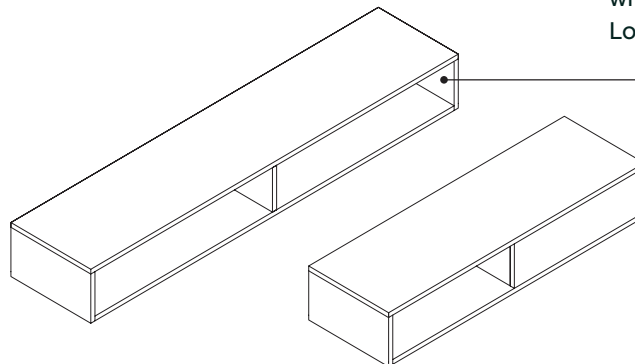
Open overheads have two equal-spaced openings.

Stacking overheads have end panels that allow the storage to sit on top of a worksurface. Stacking overheads allow for easy installation, and do not require anchoring to a wall. Stacking overheads must be placed up against a wall or back to back with a similar height unit.



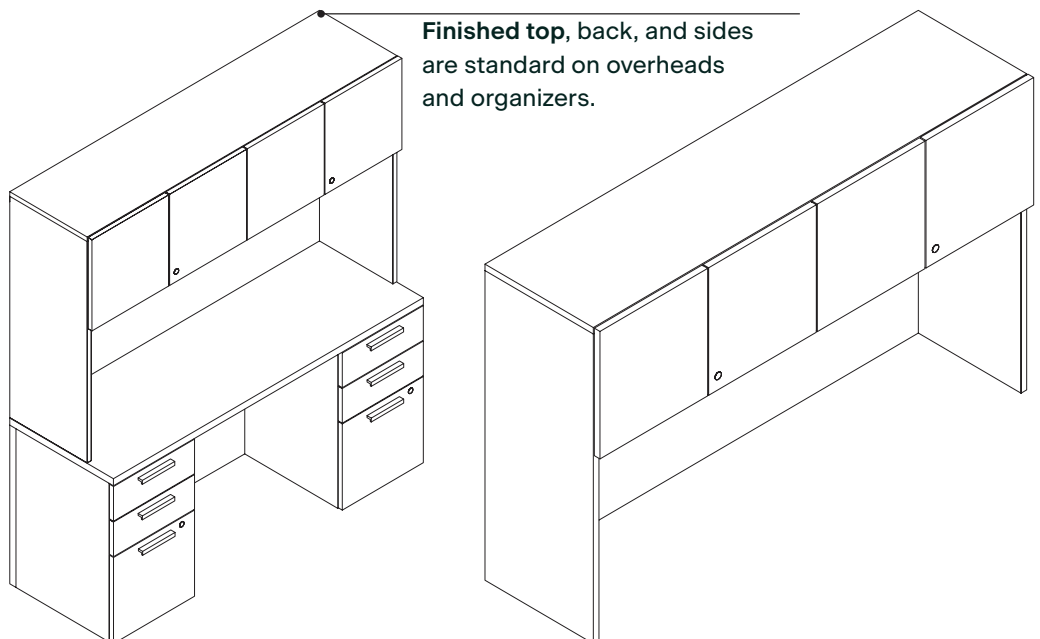
Personal overhead and organizer configurations provide access on one side of a unit. Cases have a fixed divider in the middle.

Lock is standard on overheads with hinged doors. Locks are specified with storage, but shipped separately. Locks are field installed.



Shared overheads and organizer configurations provide dual sided access.

Finished top, back, and sides are standard on overheads and organizers.



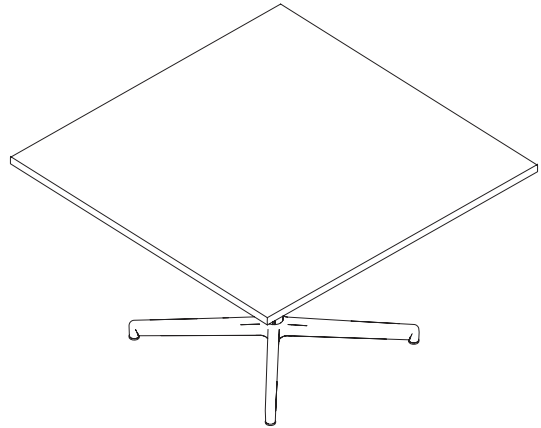
Embank Tables

Embank tables can be used in a variety of conference and collaborative settings.

Social Tables: 36 & 48"W & 28"H



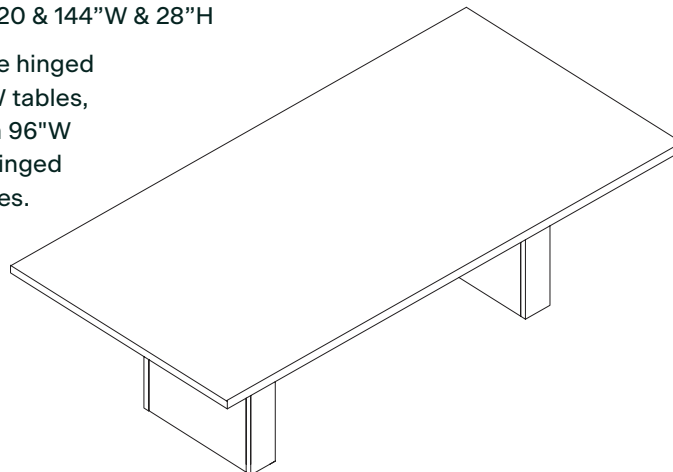
Social Table
Round



Social Table
Square

Conference Tables: 72, 96, 120 & 144"W & 28"H

If specified as an add-on, one hinged power door comes with 72"W tables, two hinged power doors with 96"W and 120"W tables, and four hinged power doors with 144"W tables.



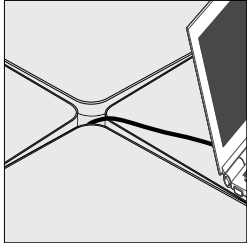
Conference Table
Rectangular

Embank Collaborative Tables

Embank collaborative and café height tables come in two heights and two shapes.

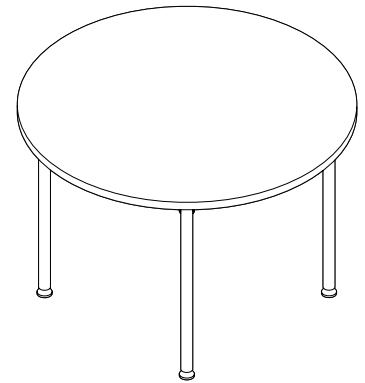
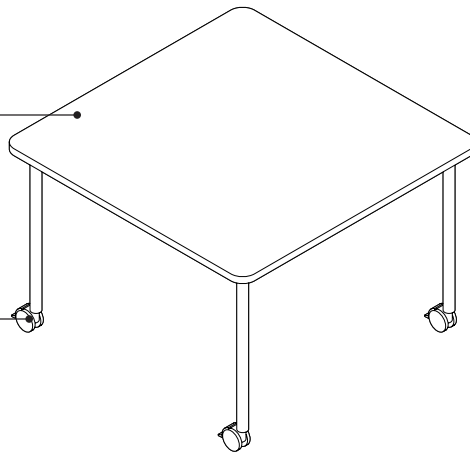
Table tops are 1 1/8" thick with edge band color default to match laminate.

Casters are available as an option on working-height post legs. Come in a package of four (two locking and two non-locking).



Square tops come with all four edges crowned.

Café-height tables (41"H) are supported with column bases.

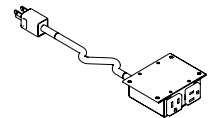


Collaborative tables (28 1/2"H) come standard with post legs on glides and are 1 1/2" in diameter with 1" of leveling. Casters and column bases are available as an option on this table.

Power can be added to the collaborative and café height table, ordered as a separate style number.

Single power unit comes standard with plastic clips and two Velcro straps for cord management.

- Two power or one power/one dual USB-A
- 10 or 15 foot cord length



Determining power cord length depends on the size of the table top and distance to power source.

Embank Finishes

Laminate

2L84 Milk White	2L30 Arctic White	2L83 Seagull	2LAW Ash Wenge	2LCW Clay Wenge
2LCN Clay Noce	2LAT Acacia	2LAK Clear Oak	2L09 Clear Maple	26L1 Natural Cherry
24L0 Graphite Walnut	25L5 Virginia Walnut	25L8 Clear Walnut		

Ledge Pull

7207 Black	4799 Platinum Metallic
---------------	---------------------------

Designtex Billiard Multi-Use (Tackboard / Cushions)

5H11 Poppy	5H12 Tangelo	5H13 Citrine/Citron	5H14 Avocado	5H16 Indigo
5H17 Mallard	5H18 Teak	5H19 Cumulus	5H20 Pewter	5H21 Gunmetal
5H22 Ink	5H23 Rose Quartz	5H24 SeaSalt	5H25 StormCloud	5H26 Olivine

Buzz Collection (Tackboard)

BZ.5F07 Blue	BZ.5F08 Navy	BZ.5F16 Grey
BZ.5F17 Black	BZ.5G64 Alpine	BZ.5G65 Tornado



Embank Features



From private office to open plan. Full product family that works everywhere across the floorplan. An extensive line of casegoods & storage components, Embank provides all the essentials for well-equipped offices, dynamic open meeting areas & inviting social spaces.



Works alone and blends well. Carefully planned dimensions allow Embank to be planned on its own or blended with AMQ HAD's or within Tektis panel systems.



Budget focused, an effective single solution for the workplace that doesn't break the budget.

Installation Time

Installation time varies

Care & Maintenance Instructions

Wipe with a damp cloth using water or gentle, nonabrasive cleaner. For guaranteed safety, patch test with diluted cleaner before wiping entire surface. Wipe dry with a clean cloth.

Certifications

ANSI/BIFMA X5.5-2014
Indoor Advantage Gold™



Warranty

AMQ warrants that Embank is free from defects in materials and workmanship for the life of the product, except as set forth below. This warranty applies to Embank delivered in Americas: United States, Canada and Mexico. The warranty is valid from the date of delivery, regardless of shift usage and is non-transferable. AMQ will repair or replace with comparable product, at its option and free of charge (for materials and components) any product, part or component which fails under normal use. If repair or replacement is not commercially practicable, AMQ will provide a refund or credit for the affected product. Laminate has a 12 year warranty.